



LAVAZZA

TORINO,
ITALIA, 1895.





3 AUTOMATED LIGHT ALERTS

Empty water tank.
Full capsule drawer.
Descaling required.

LARGE WATER TANK




Capacity of 0,9 L.



2 COFFEE SETTINGS

Pre-dosed and programmable.
Removable cup tray
for a long coffee.

COLOUR RANGE

	Black	LM 200 SMEG BLACK AUS 220-240V	CODE 18000452	EAN 8000070042797
	Red	LM 200 SMEG RED AUS 220-240V	CODE 18000458	EAN 8000070042858
	Cream	LM 200 SMEG CREAM AUS 220-240V	CODE 18000465	EAN 8000070042933

COFFEE SELECTIONS



Espresso 30 (cc)



Long Espresso 60 (cc)

FEATURES

FUNCTIONALITIES

Ejection of used capsules into the drawer

Machine ready time:
< 30 sec

Low-consumption mode:
after 2 mins

Energy Saving:
after 9 mins

EQUIPMENT

Used capsules container capacity:
max 6 capsules

Water tank capacity:
0.9 lt

Adjustable drip tray grid:
2 heights

Removable Components dishwasher proof:
water tank (no lid),
used capsule container,
cup supporting grid,
drop collecting drawer

ALARMS

Empty water tank
Full capsule drawer
Descaling required

TECHNICAL FEATURES

Machine dimensions (l x h x w):
15.7 x 29 x 36.6 cm

Pack dimensions (l x h x w):
21.3 x 36 x 42.7 cm

Machine weight: 4.25 Kg

Material: ABS + metal components

Cable length:
80 cm with AUS plug

Voltage:
220-240V / 50/60Hz

Power consumption:
1250 W

DIMENSIONS AND PALLET

Master carton: 1 machine
Master carton dimensions (l x h x w):
23.8 x 39.0 x 44.7 cm

Master carton weight:
5.85 Kg

Pallet:
Standard pallet: 120x80 cm
Number of pieces per layer: 7
Number of layers: 5
Number of pieces per pallet: 35
Pallet weight: 230 Kg

